

OFFICIAL



Heddlu Police

DYFED-POWYS

Diogelu ein cymunedau, gyda'n gilydd Safeguarding our communities, together

Annual CCTV Report

01 January 2025 – 31 December 2025



CCTV equipment has become a powerful tool in the prevention and detection of crime, providing intelligence and safeguarding vulnerable members of our communities.

The Police and Crime Commissioner marked the opening of the CCTV Monitoring Suite in early 2021 following Dyfed Powys's Police reinvestment into creating a sustainable, modern CCTV monitoring function.

Dyfed-Powys Police currently owns and operates 161 cameras across 25 towns in the force area. All cameras are monitored from the CCTV Monitoring Suite which is situated within the Force Communication Centre at Headquarters.

This report has been produced to provide an overview of the overall performance of the CCTV Monitoring Suite within Dyfed Powys Police and to evidence compliance with Codes of Practice.



The purpose and principles for the operational use of CCTV

Public Space CCTV has an essential role to play in keeping people safe, whilst at the same time people need to be confident that their right to privacy remains.

Dyfed Powys Police CCTV cameras will:

- conform to industry standards
- be situated in locations where it is justifiably most needed and will most benefit the public interest
- be lawfully and transparently operated by competent individuals with the privacy of the individual citizen at the heart of system and procedural decisions
- be used overtly and should not be used covertly except in exceptional circumstances and where the necessary authorities have been granted
- provide real time information about ongoing incidents
- assist in reducing crime and disorder
- assist with missing/vulnerable person enquiries
- assist the conducting of investigations
- provide intelligence
- reduce the fear of crime and help communities feel safer
- increase public perception of safety
- increase guilty pleas and bring offenders to justice

Ownership

The CCTV system is owned and operated by Dyfed Powys Police who is responsible for the management, administration and security of the system. Dyfed Powys Police will ensure the protection of individuals and the public by complying with the Codes of Practice.

Review of Camera Sites

The Surveillance Camera Code of Practice requires CCTV to be used for a specific purpose which is in pursuit of a legitimate aim and necessary to meet an identified pressing need. To comply with The Code and provide transparency all camera sites and their respective review dates are listed on the Heddlu Dyfed Powys Police website. Privacy Impact Assessments are available for each site and are available publicly as an addition to this report. The current equipment allows images to be pixelated to minimise privacy breaches. Wherever practicable pixelation is added to areas where there is potential for an inadvertent breach of privacy.

In addition, all the CCTV operatives are trained and fully aware of privacy issues and their responsibilities in regard to justifiable use of CCTV equipment.

- Dyfed Powys Police now operates 161 cameras across the four counties of Carmarthenshire, Ceredigion, Pembrokeshire and Powys
 - CCTV Operators have been involved in a total of 1524 incidents in 2025. This is down from 2608 incidents in 2024. This appears to be a consequence of modernisation and a temporary reduction in staff.
 - A total of 472 missing/vulnerable people enquiries have been directly assisted by CCTV operations up from 408 for 2024
 - CCTV operators have been directly involved in assisting officers in locating suspects in 6 separate sexual offence incidents facilitating the arrest of these individuals
-

CCTV Performance Statistics

To measure the performance of the CCTV monitoring provision the following categories have been recorded throughout the calendar year. The below is an overview of statistics pertaining to the general operation of the CCTV Monitoring Suite which has been further broken down by force division. This data has been drawn from an audit of the CCTV system and from Dyfed Powys Police's Command and Control software.

	Dyfed Powys Totals														
	Carmarthenshire			Ceredigion			Pembrokeshire			Powys			Totals		
	2024	2025	Change	2024	2025	Change	2024	2025	Change	2024	2025	Change	2024	2025	Change
Number of incidents monitored by CCTV Operators	1181	1082	-8.38%	393	366	-6.87%	633	550	13.11%	402	387	-3.73%	2609	2385	-8.58%
Missing Person CCTV Incidents	194	264	73.48%	52	34	-34.6	100	113	11.3%	62	18	70.9%	408	429	4.9%
Number of incidents generated by CCTV	44	16	-36%	3	1	-33%	11	6	-54%	6	2	-33%	64	24	-37.5%
Number of CCTV Downloads	1047	1079	3.05%	743	698	-6.05%	517	532	2.09%	582	417	-28.35%	2744	2771	0.98%

The data shows a decrease in the number of incidents monitored and a decrease in the number of incidents generated as a result of CCTV operations. This could be attributed to the decrease in staff that has occurred due the remodeling within the department. Training is now in place for all members of staff which will hopefully show an increase in these areas once everyone has been trained.

There has been 2771 CCTV downloads in the year ending 2025, this shows the significant part CCTV plays in investigations within the force and is proving the value of the evidence obtained and officers making best use of the technology available. we have seen an increase across all LPAs in the use of CCTV evidence which is again encouraging. Some areas are slightly down on the previous years but this is down to the fact that there has been some cameras off line for a period of time due to the force currently upgrading the system.

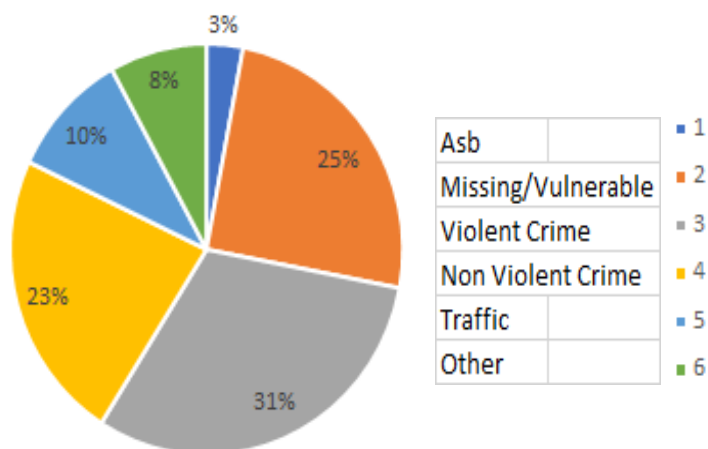
Incident types monitored by CCTV Operators

The following is a breakdown of all reports where CCTV Operators have assisted through actively monitoring ongoing incidents. The categories that have been included are as follows:

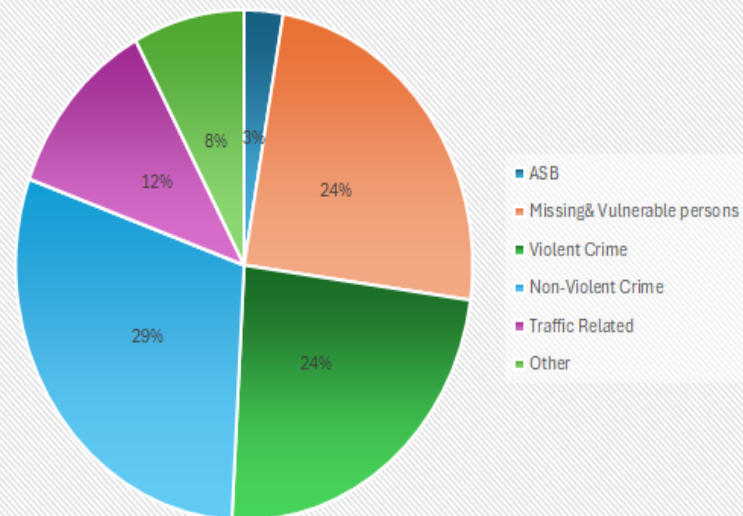
- ASB – Any incident categorised as Anti-Social Behaviour
- Missing and Vulnerable Persons – Any incident where there has been a concern for welfare or missing person reported
- Violent Crime – Offences whereby an offender uses or threatens force on a victim. It also encompasses the use of weapons such as firearms, knives and corrosive substances such as acid
- Non-Violent Crime – All other offences that are not categorised as violent crime such as criminal damage and drug offences
- Traffic related – Incidents that relate to vehicles and obstructions to public highways such as road traffic collisions
- Other – All other incidents not captured in the above categories such as suspicious activity reports, animal related, alarms and staff assistance incidents.

Incident Category	Number of Incidents
ASB	53
Missing & Vulnerable Persons	472
Violent Crime	457
Non-violent Crime	572
Traffic Related	225
Other	152

Incidents Monitored CCTV Operators 2024



Incidents Monitored CCTV Operators 2025



The above charts indicate that in 2025 CCTV operators have continued to focus their efforts on assisting with ASB, violent & non-violent crime (56% combined). There has been an increase in these types of incidents which have been monitored with the number of missing/vulnerable person incidents since last year seeing a small increase. There has been a slight increase in the number of “other” incidents and ASB incidents monitored and this is likely to be due to improved identification of incident type and hidden crimes at the first point of contact and a new operating model providing greater coverage to staff monitoring CCTV.

ASB and Crime Incidents in CCTV Camera Zones

As part of the review process and to measure the performance of specific camera sites, the coordinates for each CCTV camera site have been plotted into mapping software which allows for the extraction of Crime and Anti-Social Behaviour incidents within 100m radius of camera sites.

Due to the close proximity of some cameras, there may be an overlap of these 100m zones and this would cause the data to be skewed. It is therefore important to highlight that the number below may not reflect individual incidents. As a result, identical queries have been run for both years reviewed to provide a fair comparison of data.

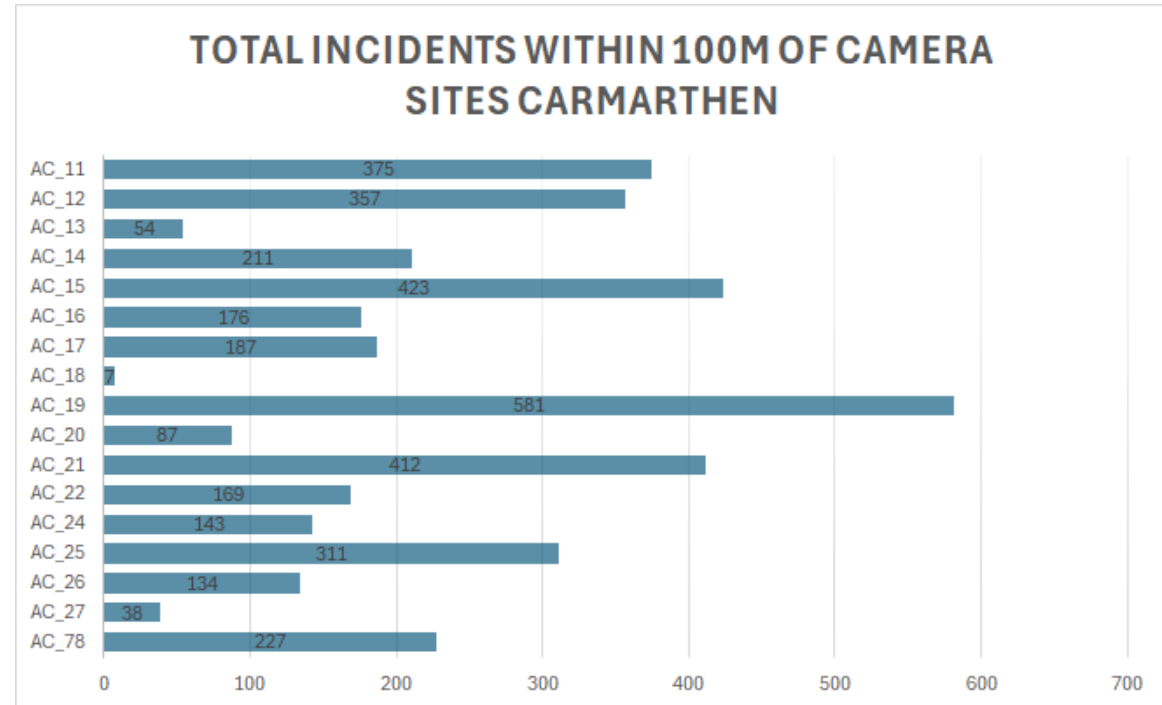
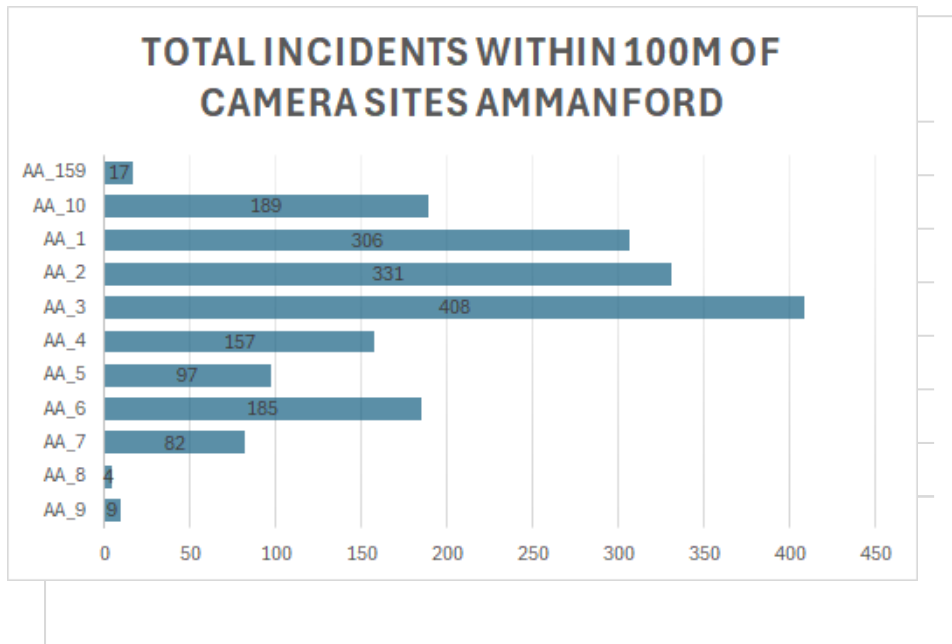
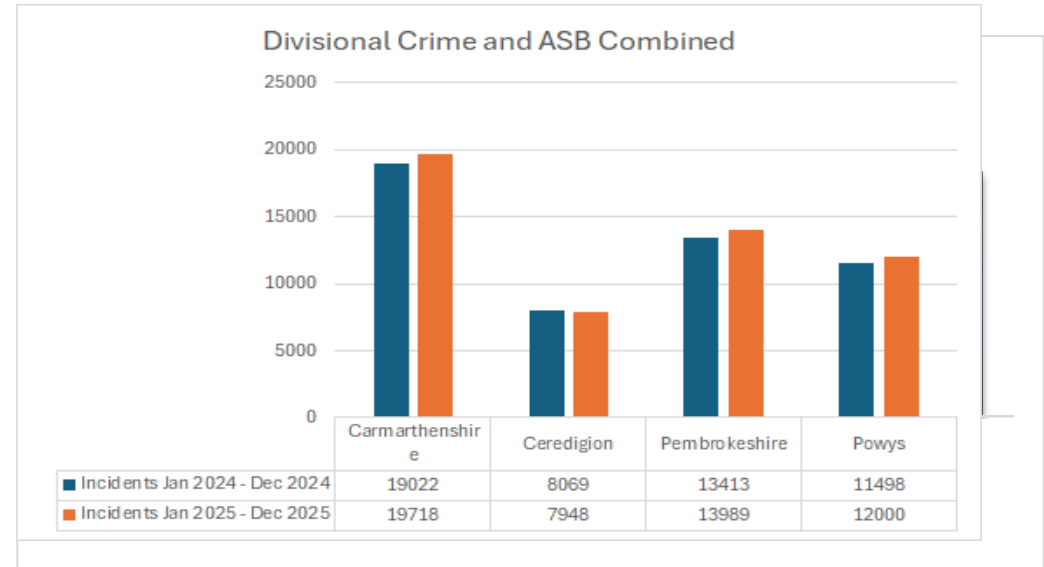
Summary

The following data identifies that there has been an increase in Crime (3.46%) across the force area, also an increase of ASB(14.2%). The increase in ASB is still likely to be connected to improved identification of offenders, the targeted patrols undertaken and early intervention by officers and Neighbourhood Policing Staff alongside the evidence provided by CCTV.



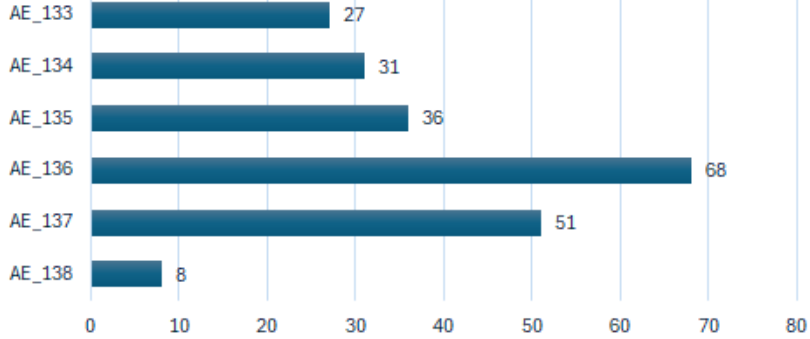
OFFICIAL
Force Totals

Overall Force	Number of Incidents Jan 2024 Dec 2024	Number of Incidents Jan 2025 - Dec 2025	% Change
Crime	53354	55205	3.46%
ASB	2035	2324	14.2%
Total	55389	57529	3.85%

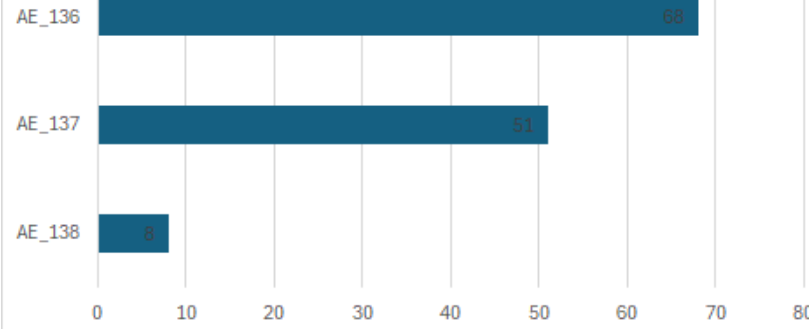




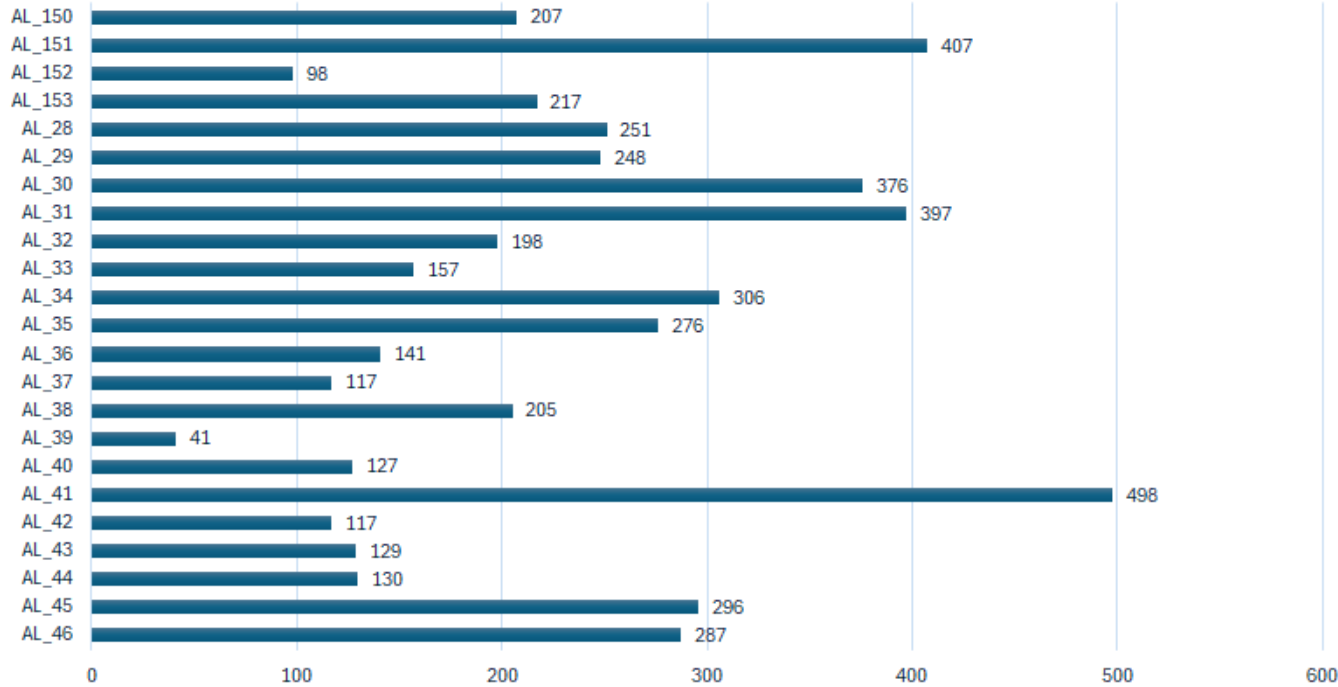
TOTAL INCIDENTS WITHIN 100M OF CAMERA SITE LLWYNHENDY



TOTAL INCIDENTS WITHIN 100M OF CAMERA SITE BURRY PORT

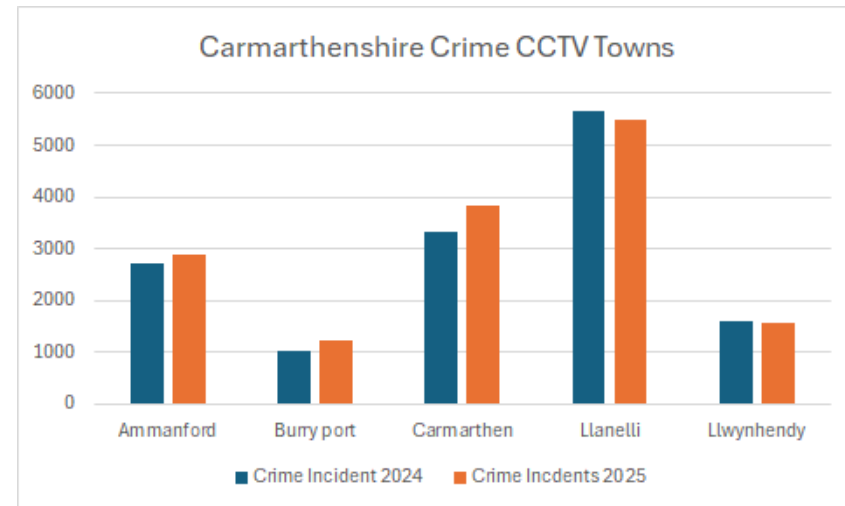
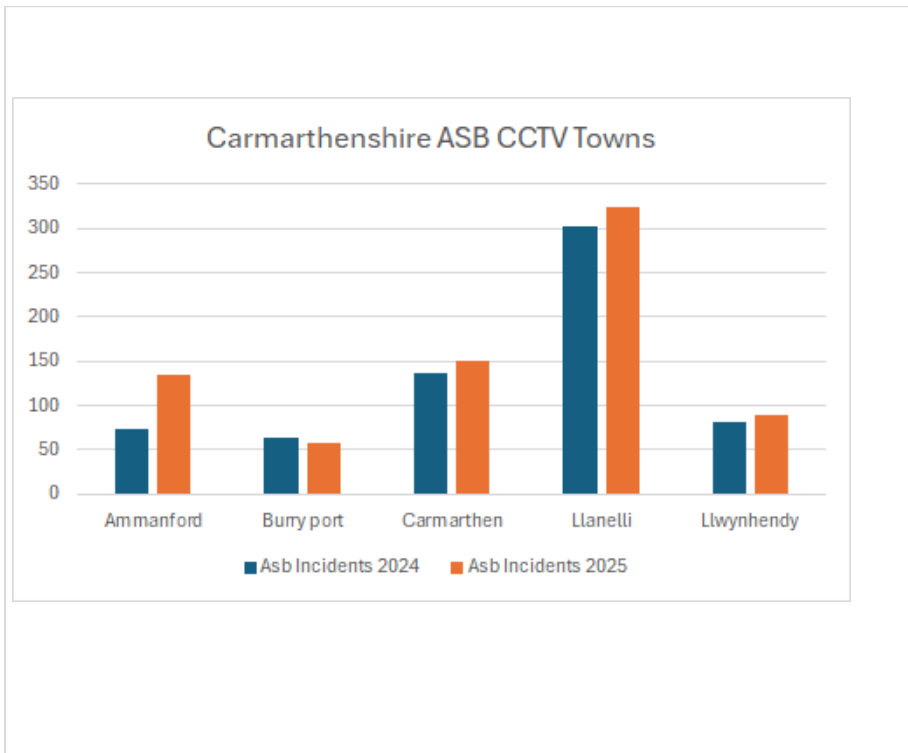


TOTAL INCIDENTS WITHIN 100M OF CAMERA SITE LLANELLI



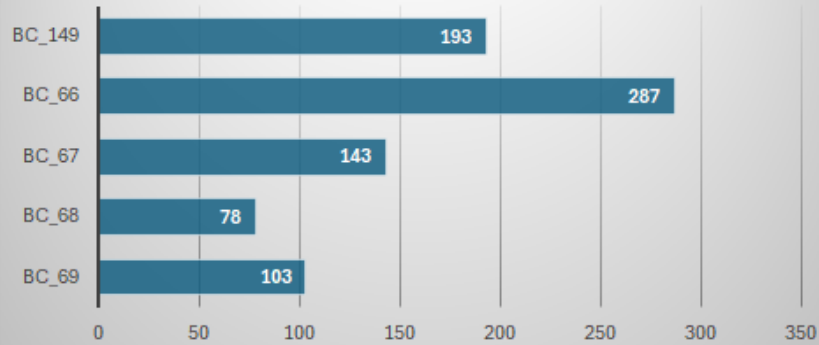
OFFICIAL
Crime&ASBTotalCarmarthenshire Towns with CCTV

Town	Number of Incidents Jan 2024 - Dec 2024	Number of Incidents Jan 2025 - Dec 2025	% Change
Ammanford	2787	3020	8.36%
Burry Port	1073	1293	20.50%
Carmarthen	3451	3966	14.9%
Llanelli	5904	5825	-1.33%
Llwynhendy	1663	1641	-1.32%
Total	14878	15745	5.82%

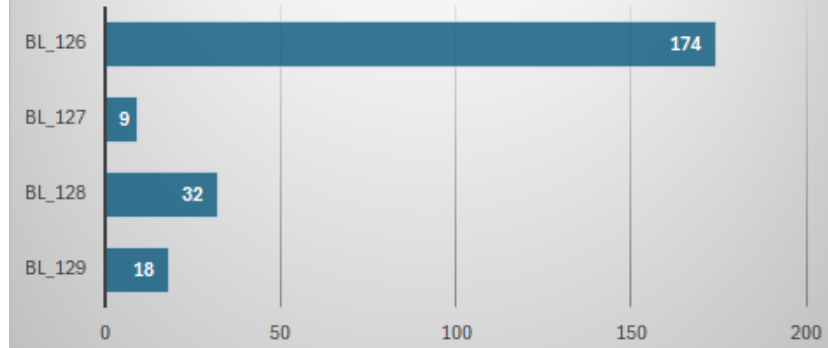




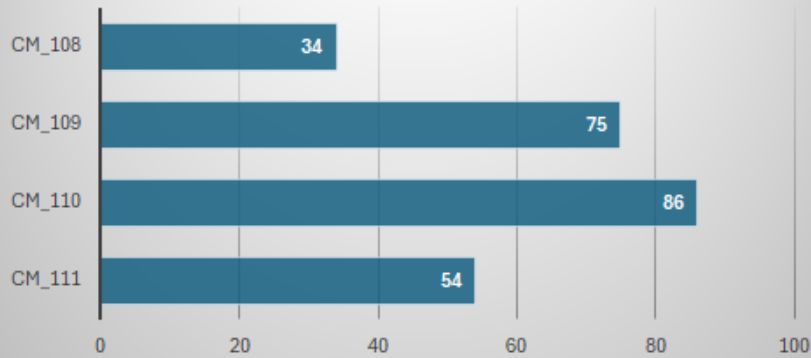
Total Incidents within 100m of camera sites Cardigan



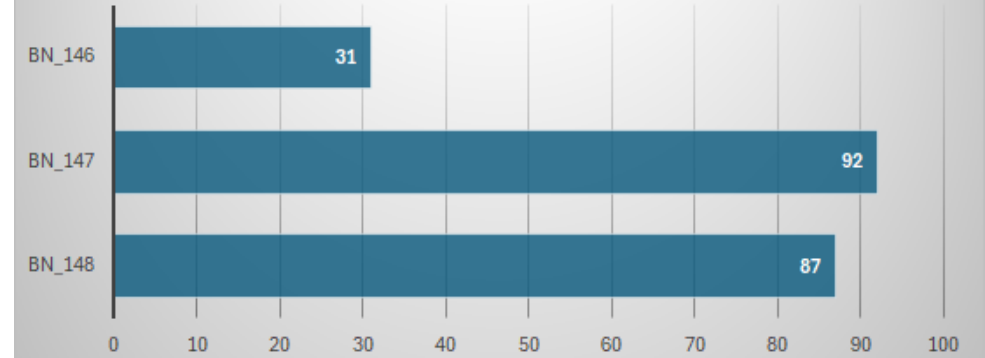
Total Incidents within 100m of camera sites Lampeter



Total Incidents within 100m of camera sites Machynlleth



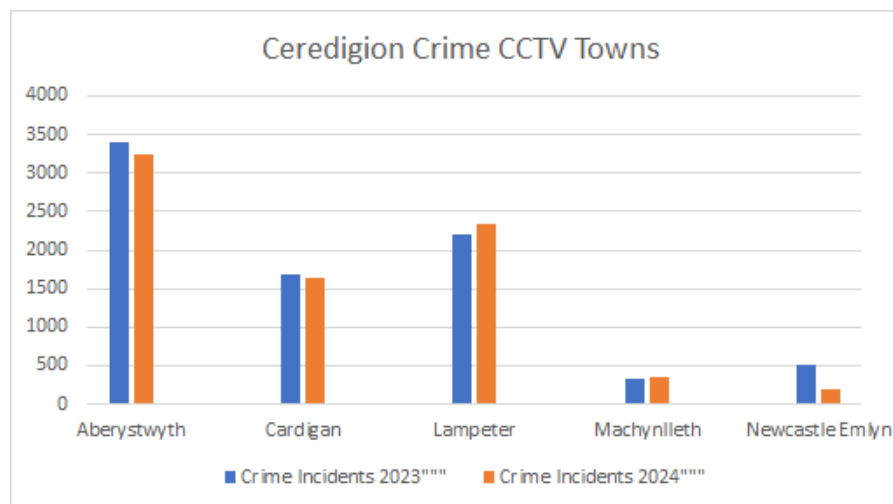
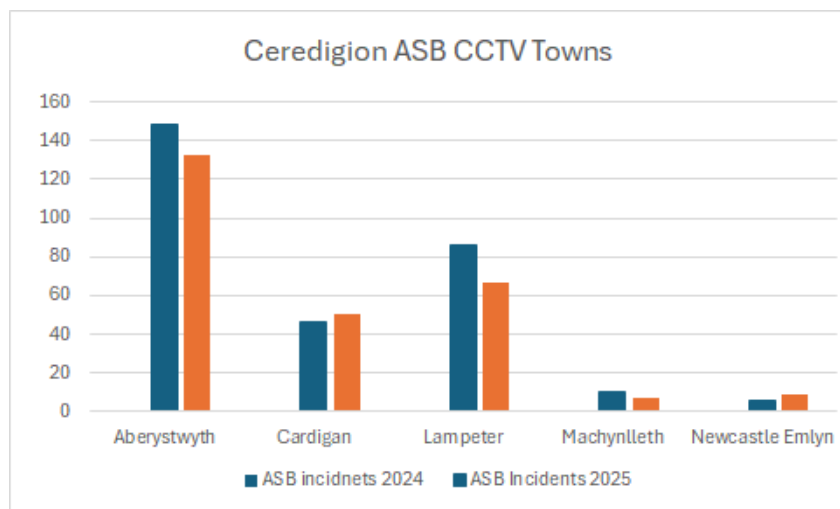

Total Incidents within 100m of camera site Newcastle Emllyn

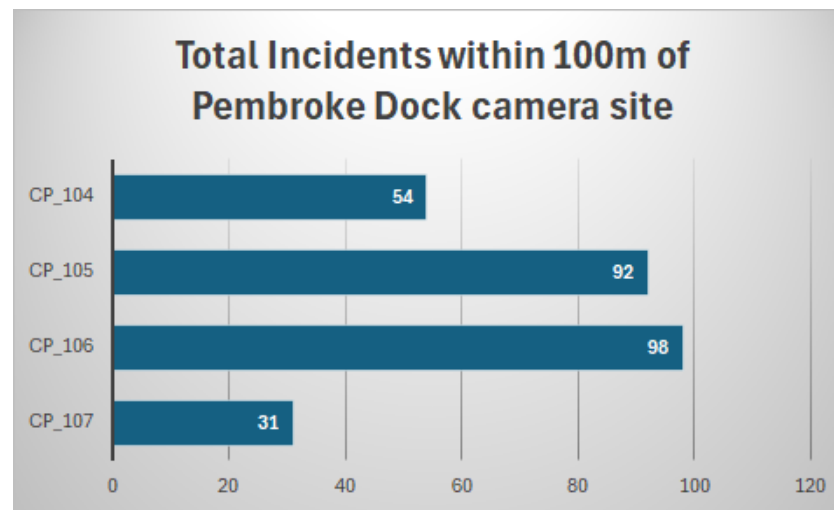
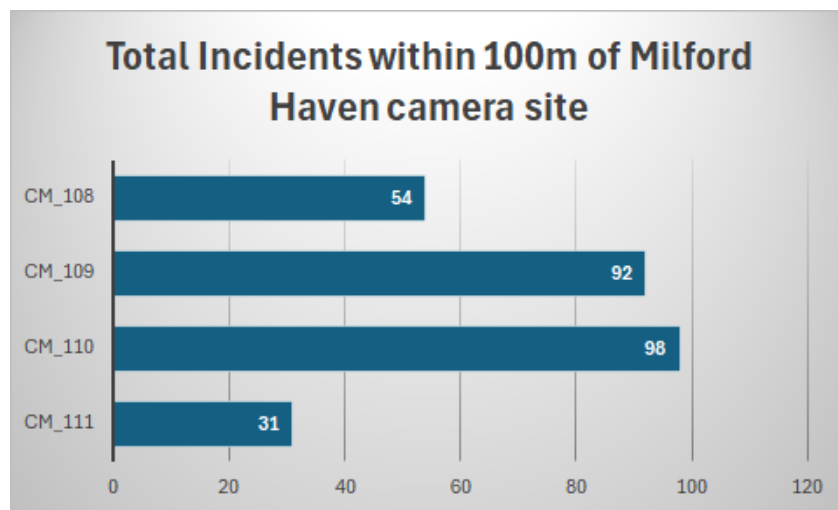

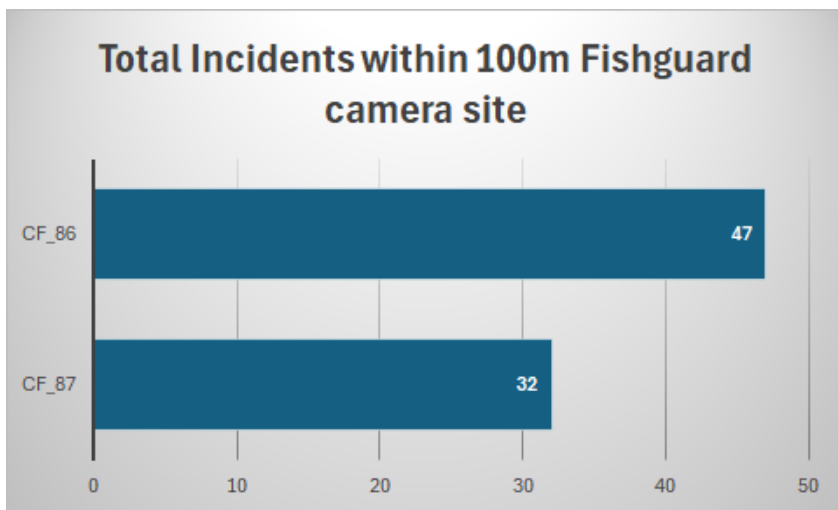




Crime & ASB Total Ceredigion Towns with CCTV

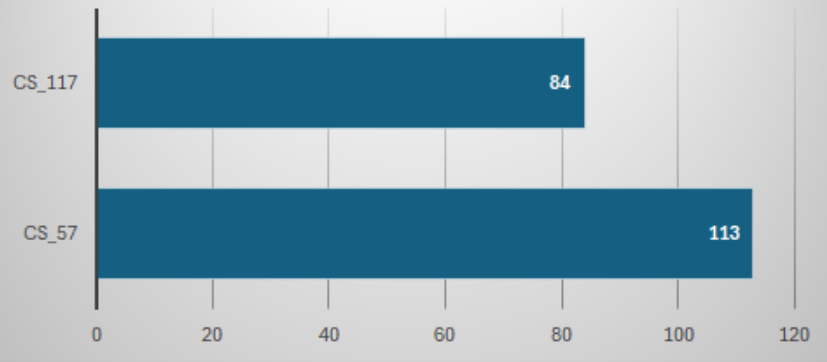
Town	Number of Incidents Jan 2024 - Dec 2024	Number of Incidents Jan 2025 - Dec 2025	% Change
Aberystwyth	3383	3221	-4.78%
Cardigan	1695	1621	-4.36%
Lampeter	2402	2431	1.20%
Machynlleth	367	380	3.54%
Newcastle Emlyn	499	580	16.23%
Total	8346	8233	1.35%



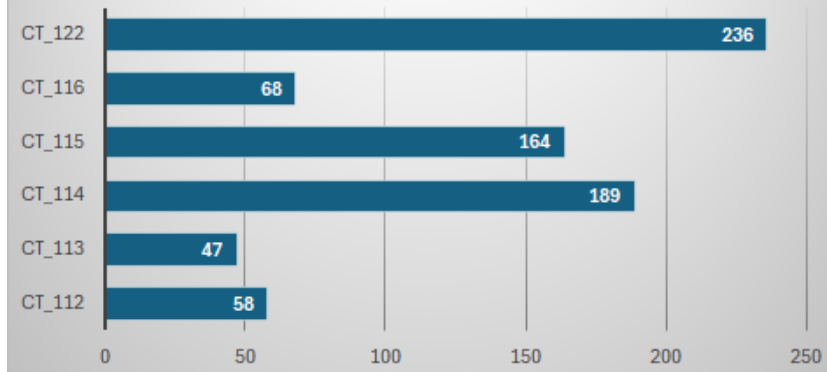




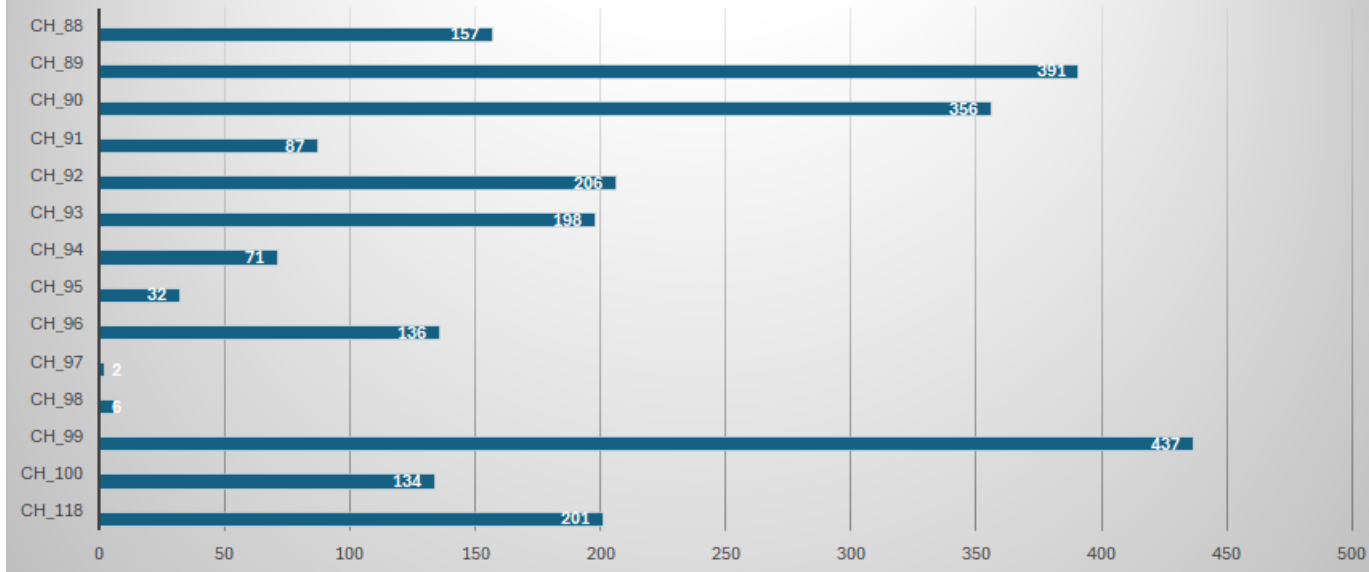
Total Incidents within 100m Saundersfoot camera site



Total Incidents within 100m of Tenby camera site

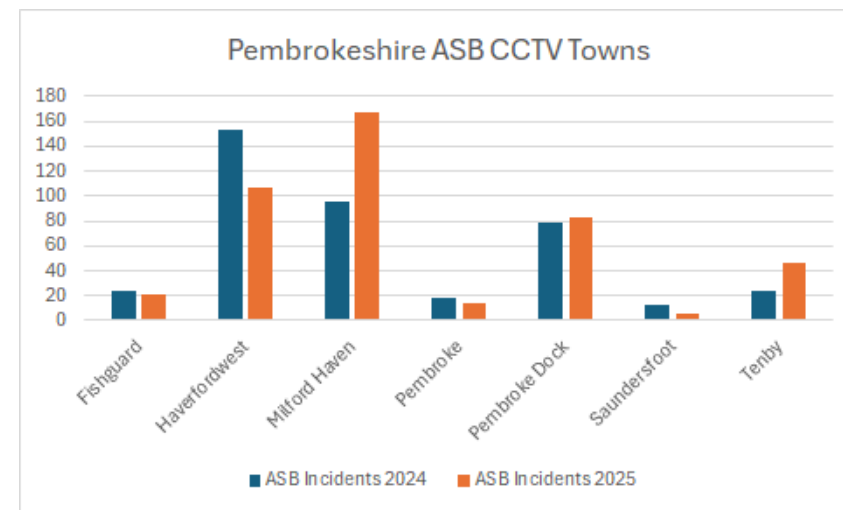
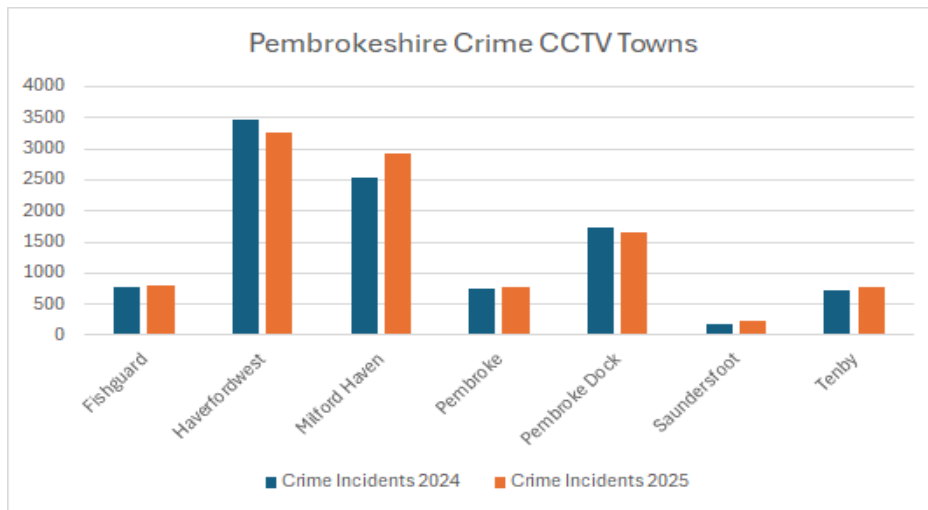


Total Incidents within 100m of Haverfordwest camera sites

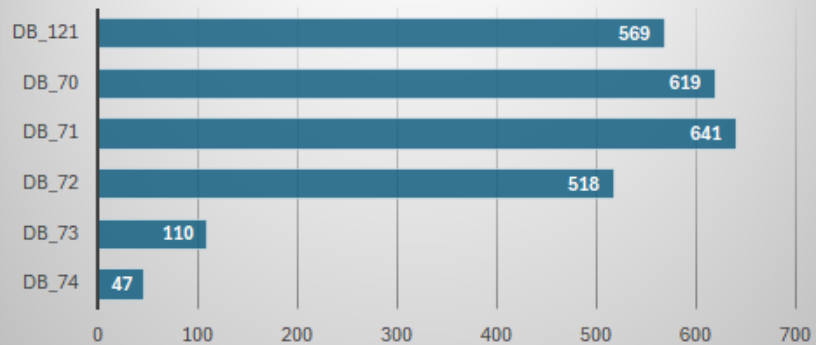


Crime & ASB Total Pembrokeshire Towns with CCTV

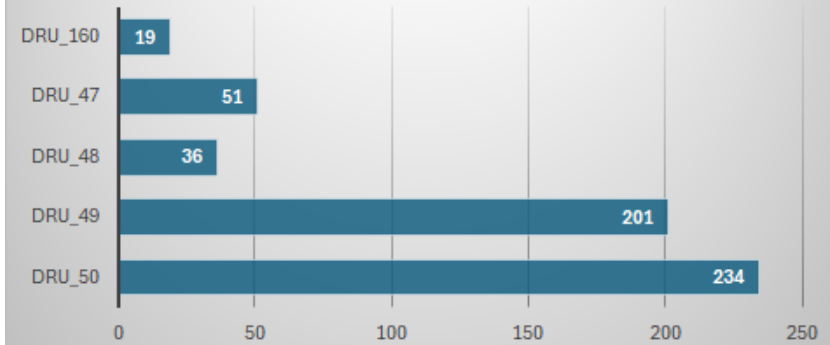
Town	Number of Incidents Jan 2024 -)	Number of Incidents Jan 2025 - Dec 202	% Change
Fishguard		824	1.60%
Haverfordwest	3632	3362	-7.43%
Milford Haven	2634	3098	17.61%
Pembroke	1248	819	34.37%
Pembroke Dock	1811	1727	-4.63%
Saundersfoot	562	617	9.78%
Tenby	741	819	10.52%
Total	11439	11266	1.51%



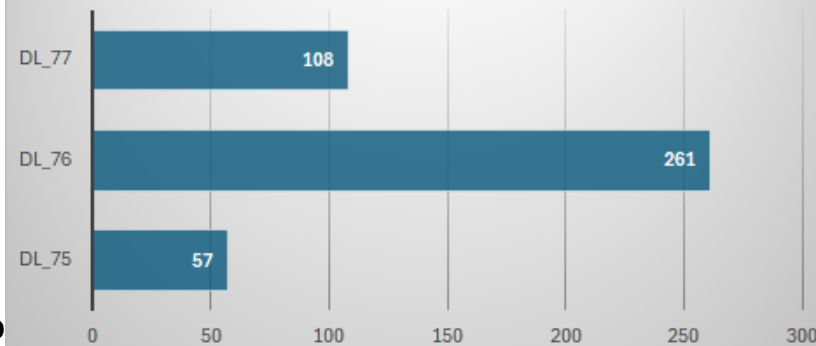
Total incidents within 100m of Brecon camera site



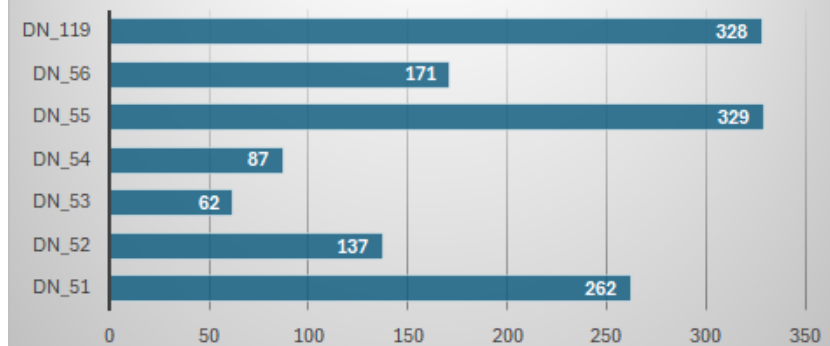
Total incidents within 100m of Builtth Wells camera site





Total incidents within 100m of Llandrindod Wells camera site



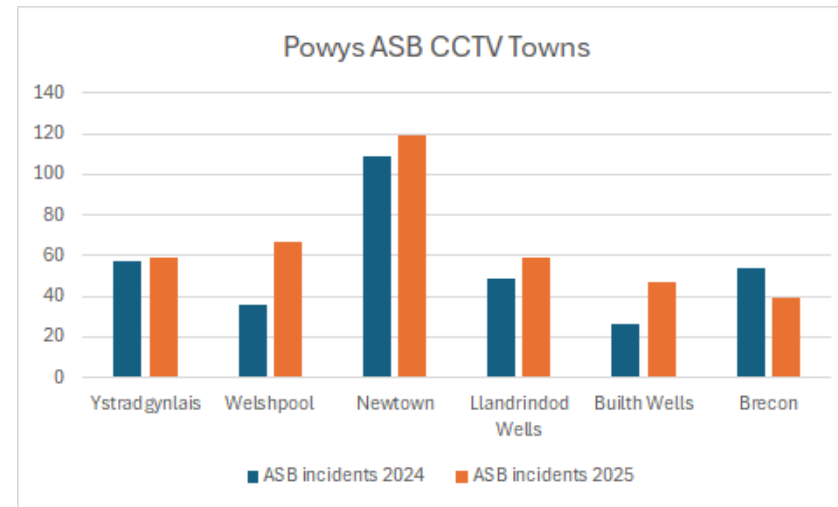
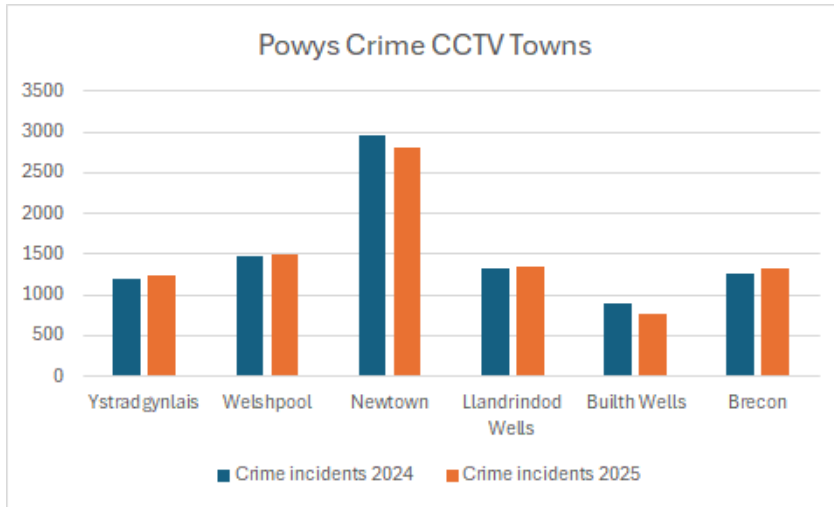
Total incidents within 100m of Newtown camera sites





Crime & ASB Total Powys Towns with CCTV

Town	Number of Incidents Jan 2024 - Dec 2024	Number of Incidents Jan 2025 - Dec 2025	%Change
Ystradgynlais	1259	1294	3.28%
Welshpool	1506	1562	1.27%
Newtown	2926	3083	-2.00%
Wells	1395	1383	-19.31%
Llandrindod			
Builth Wells	789	935	2.33%
Brecon	1381	1291	0.65%
Total	9256	9548	3.15%



OFFICIAL
Complaints

The CCTV system is operated strictly in accordance with an agreed and published Code of Practice. This complies with the requirements of the Information Commissioner and requires complaints about misuse of cameras or invasion of privacy to be investigated and reported.

There have been no complaints received about the CCTV system this year.

Contact

Should you wish to discuss any aspect of this report, please contact the CCTV Department:

CCTV@dyfed-powys.police.uk